# COMUNE DI MAGLIE

PROVINCIA DI LECCE

## PROGETTO DI EDIFICIO RESIDENZIALE SUL LOTTO

A1

## DEL COMPARTO DI ZONA "B3" COMPRESO TRA: VIA STICCHI

VIA BRENTA

FERROVIE S.E.

PIANTE-PROSPETTI-SEZIONI

PARTICOLARI COSTRUTTIVI

SCALA

DATA

**PROPRIETA'**

S.N.C. FITTO E PORTALURI

**PROGETTISTA**

ING. V. PARLANGELI

CITTÀ DI MAGLIE
Esaminato dalla Commissione
Edilizia nella seduta del 10 AGO. 1978
Verbale n. 166
Maglie
IL SINDACO

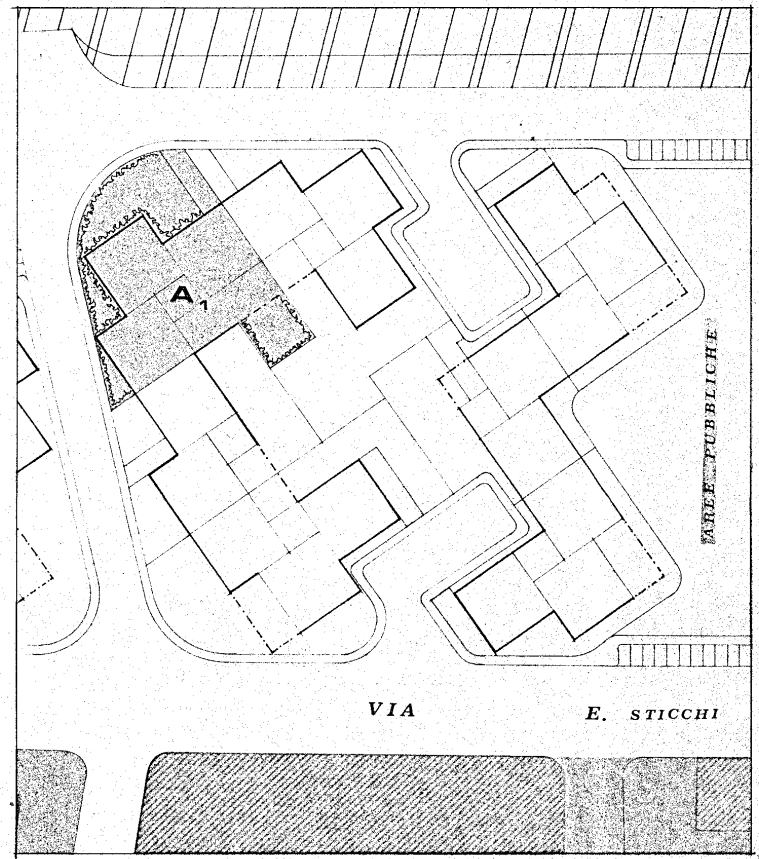

A1
AREE PUBBLICHE
VIA E. STICCHI

## PLANIMETRIA DI UBICAZIONE - 1 : 500

*STRALCIO INDICAZIONI PIANO DI UTILIZZAZIONE URBANISTICO - EDILIZIA*

- ▨ *LOTTO INTERESSATO*
- ▨ *FILO FISSO DI ALLINEAMENTO DEGLI EDIFICI*
- ▨ *PERIMETRO DI MASSIMO INVILUPPO DEGLI EDIFICI*
- ▨ *VERDE CONDOMINIALE*

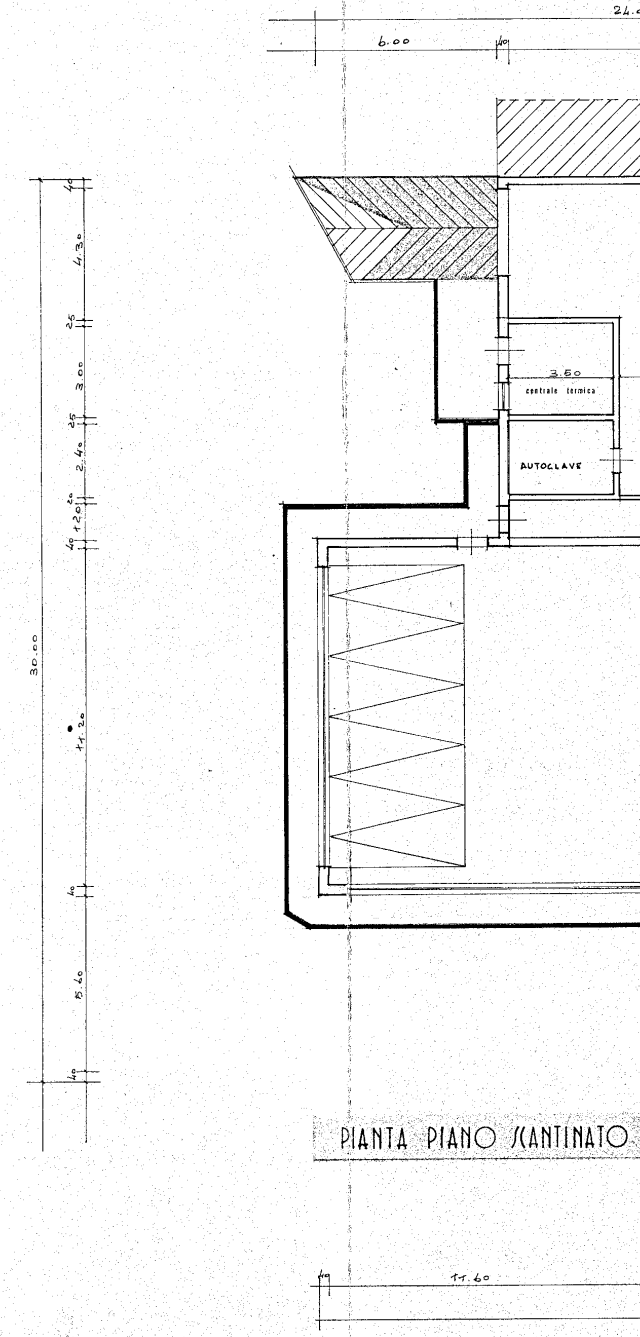

24.
6.00
40
3.50
centrale termica
AUTOCLAVE
40
4.30
25
3.00
25
2.40
20
1.20
40
30.00
11.20
40
5.60
40
11.60

PIANTA PIANO SCANTINATO

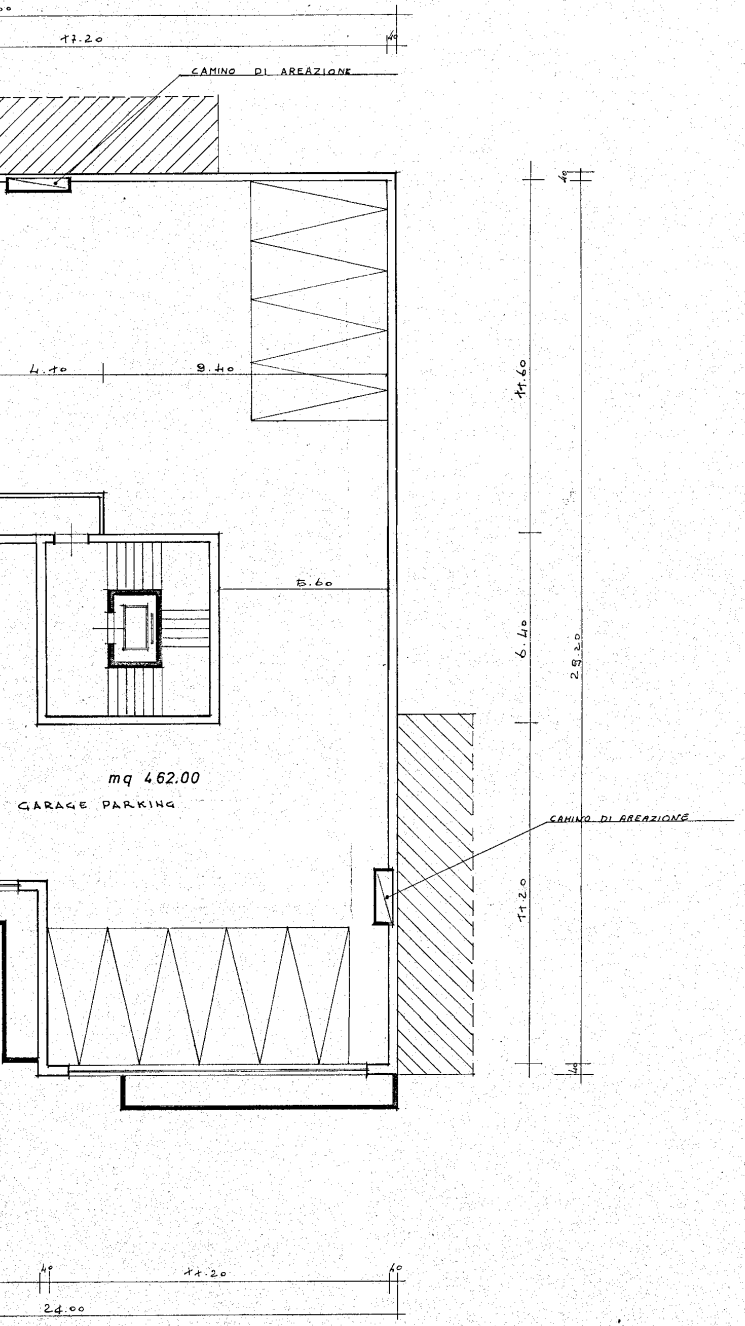
17.20
40
CAMINO DI AREAZIONE
4.40
9.40
5.60
mq 462.00
GARAGE PARKING
CAMINO DI AREAZIONE
11.60
6.40
11.20
29.20
40
11.20
24.00

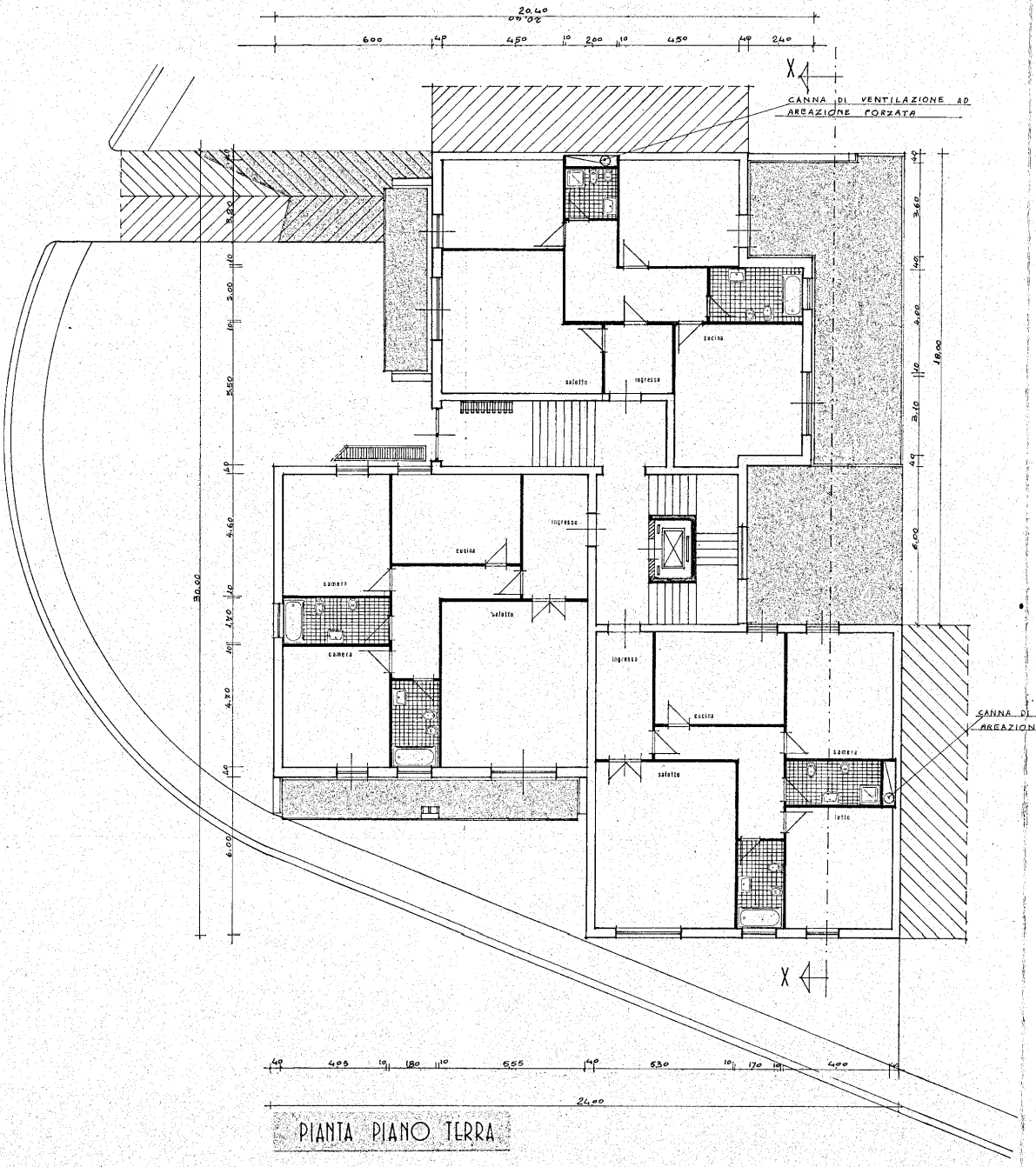
20.40
600
40
450
10
200
10
450
40
240
X
CANNA DI VENTILAZIONE AD AREAZIONE FORZATA
40
3.80
10
2.00
10
5.50
40
4.60
10
1.70
10
4.70
40
6.00
30.00
salotto
ingresso
cucina
ingresso
cucina
camera
salotto
camera
ingresso
cucina
salotto
camera
letto
40
3.60
40
4.00
10
3.10
40
6.00
18.00
CANNA DI AREAZION
X
40
405
10
180
10
555
40
530
10
170
10
400
40
24.00

## PIANTA PIANO TERRA

VENTILAZIONE AD
E FORZATA

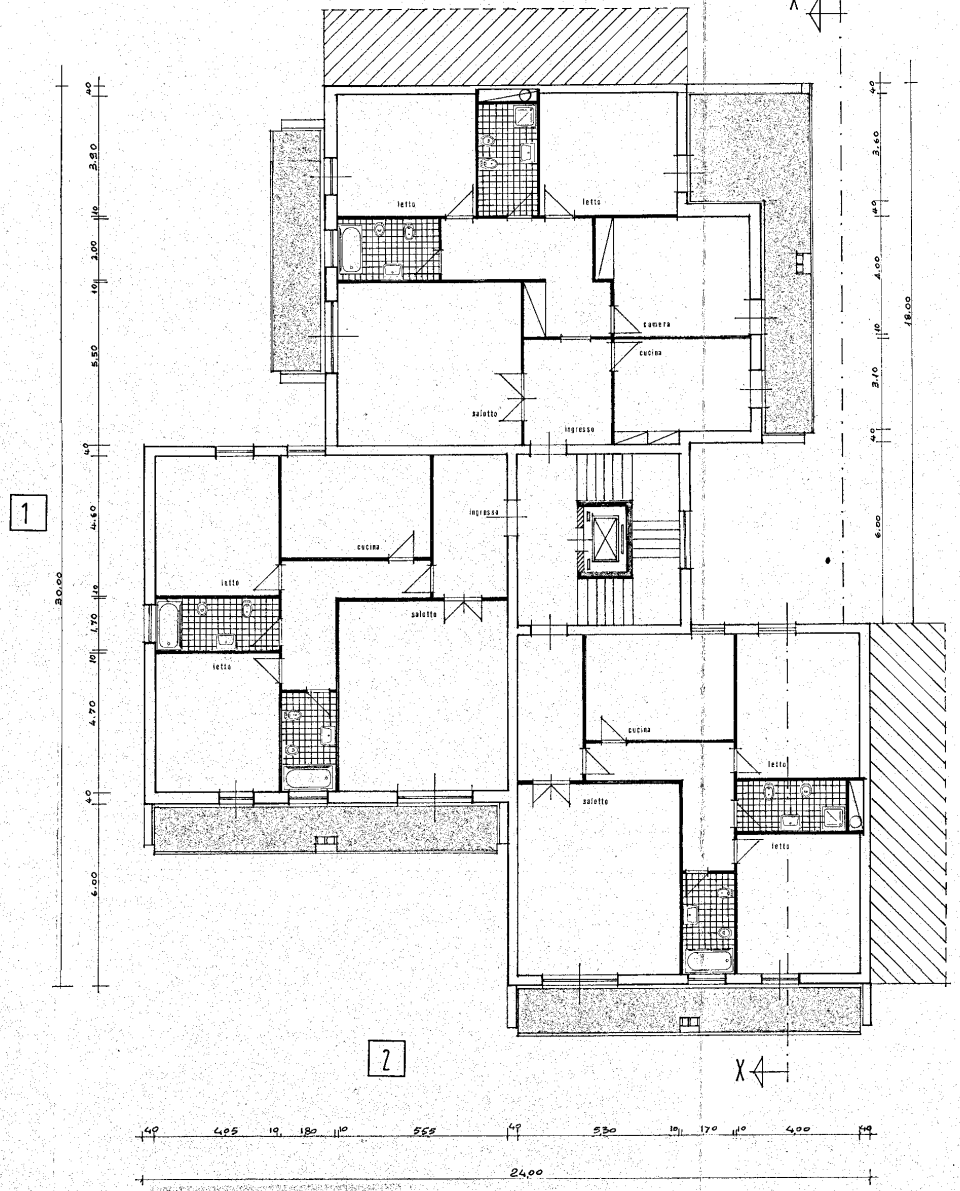
1
2
30.00
40
3.90
10
2.00
5.50
4.60
1.70
4.70
6.00
18.00
3.60
4.00
3.10
letto
camera
cucina
ingresso
salotto
405
180
565
530
170
400
24,00
X

PIANTA PIANO TIPO

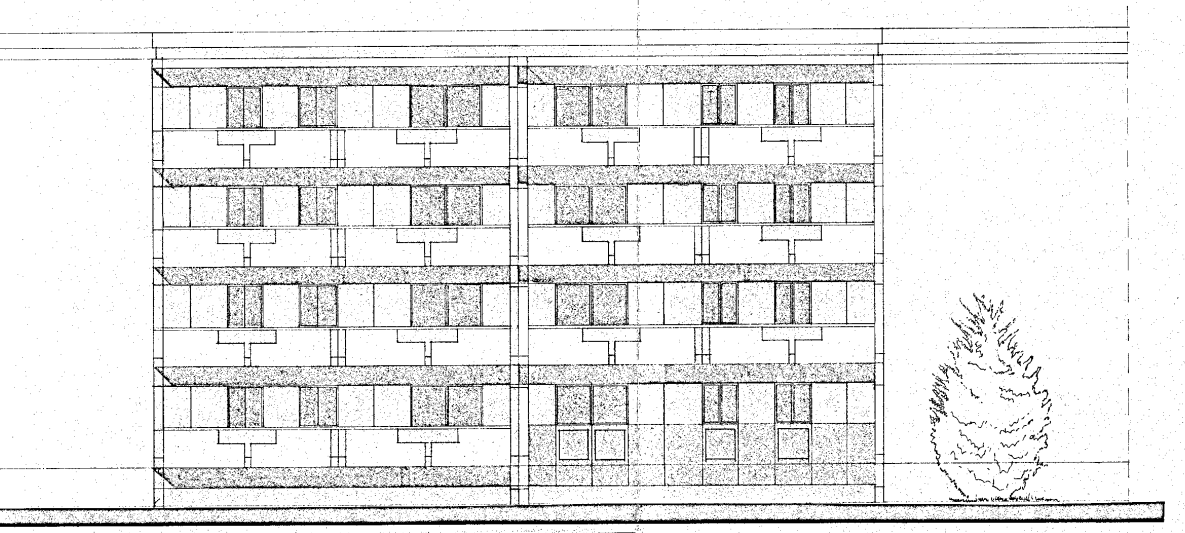

PROSPETTO LATO 2

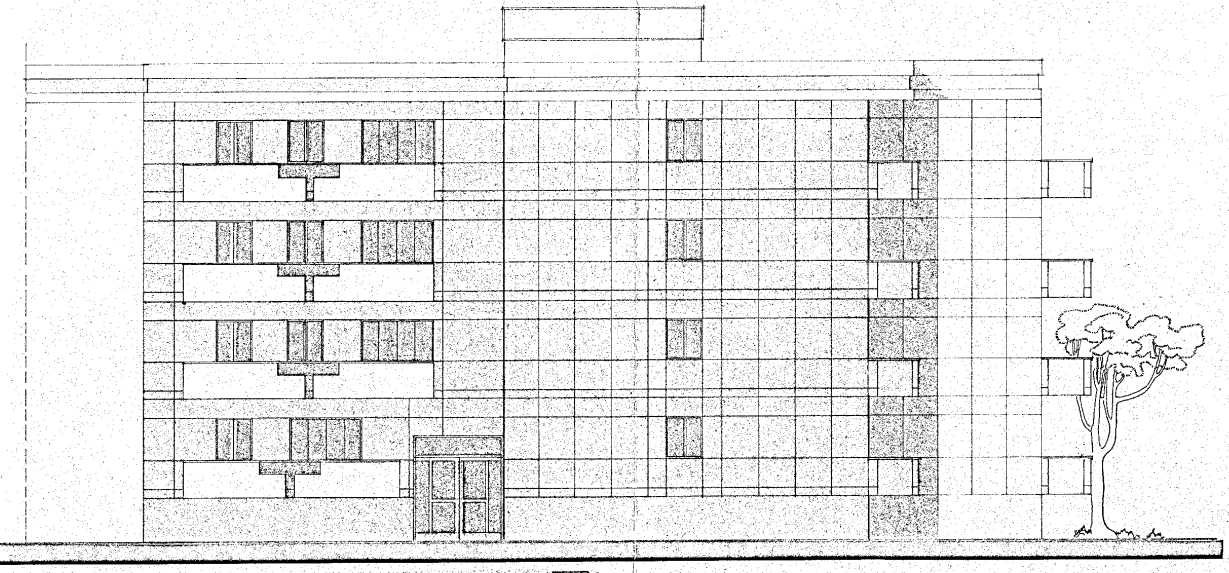

PROSPETTO LATO 1

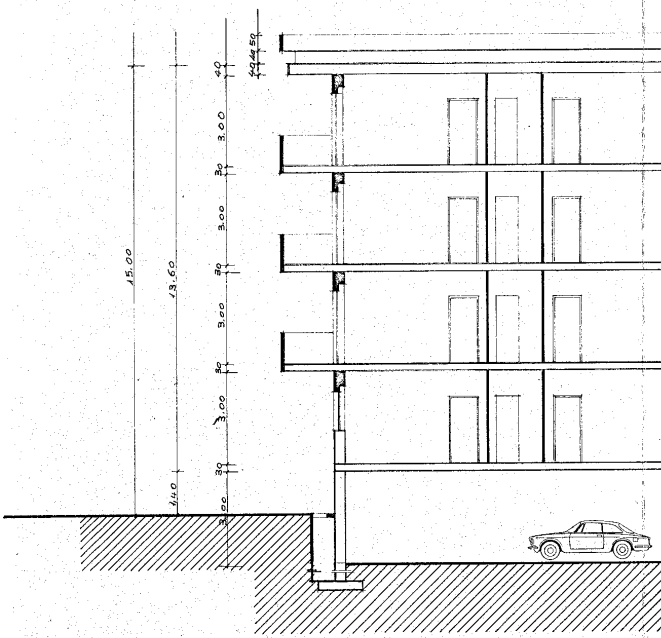
15.00
1.40
13.60
3.00
30
3.00
30
3.00
30
3.00
30
3.00
40
40
40
50

PROSPET

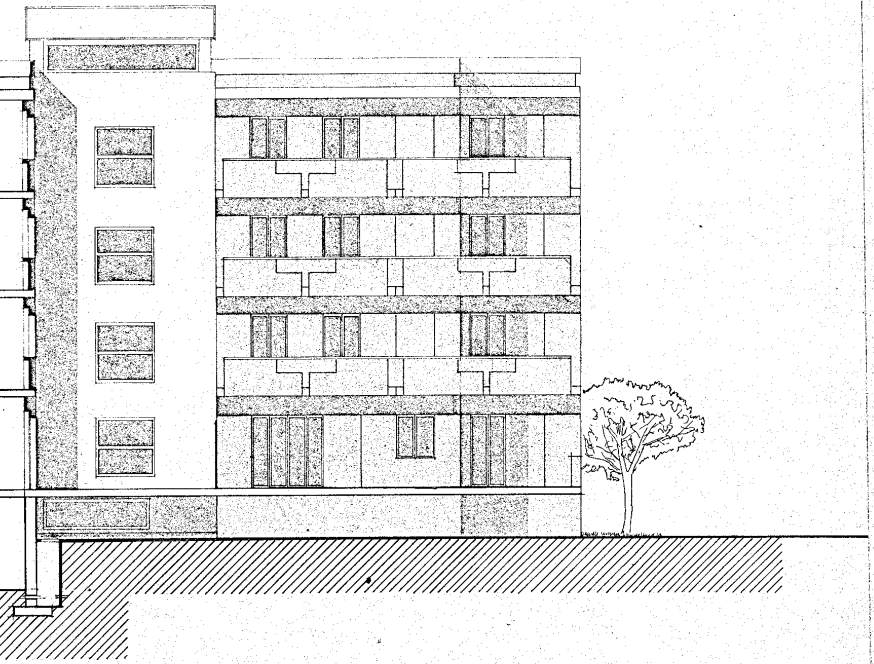

TO SEZIONE X-X

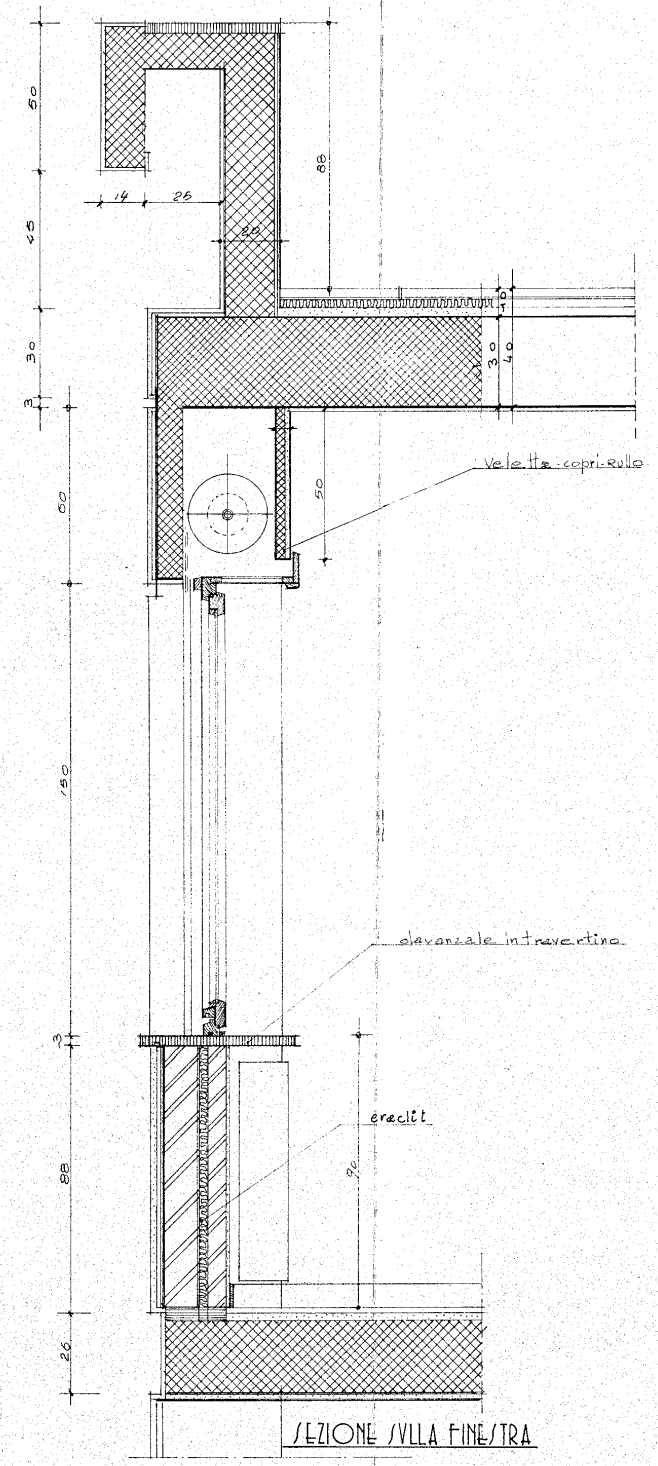
50
45
30
3
60
150
3
88
26
14
26
20
88
30
40
10
50
90
Veletta copri-rullo
davanzale in travertino
eraclit

SEZIONE SULLA FINESTRA

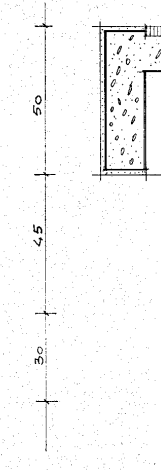

SEZIONE SUL CO

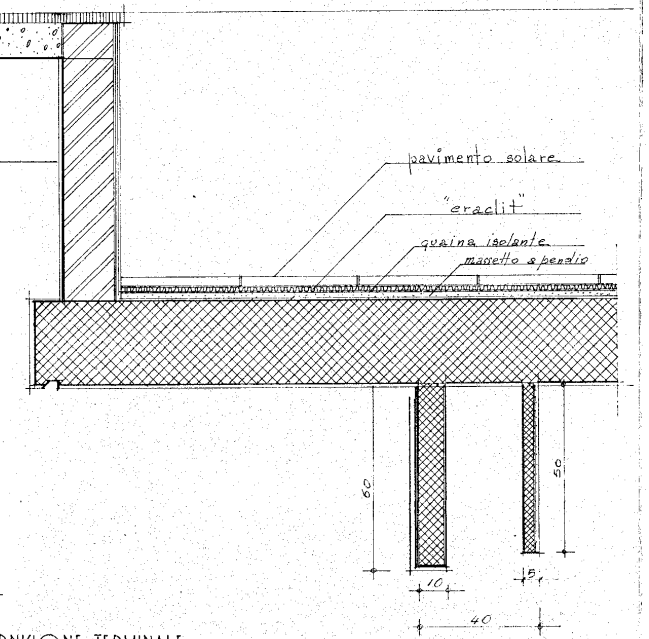
pavimento solare
"eraclit"
guaina isolante
massetto a pendio
60
50
10
5
40

## RNICIONE TERMINALE

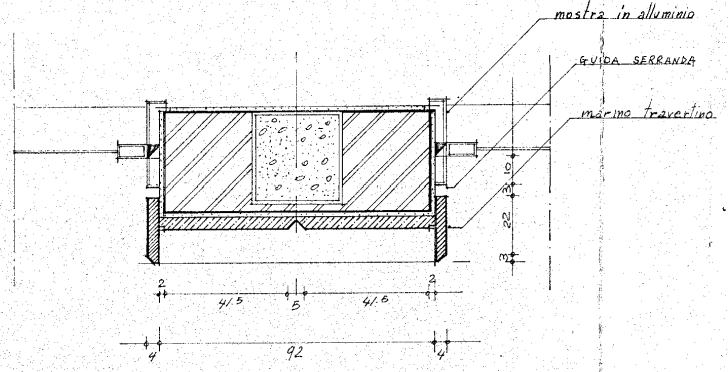
mostra in alluminio
GUIDA SERRANDA
marmo travertino
10
3
22
3
2
41.5
5
41.6
2
4
92
4

## SEZIONE SUL BASAMENTO X-X

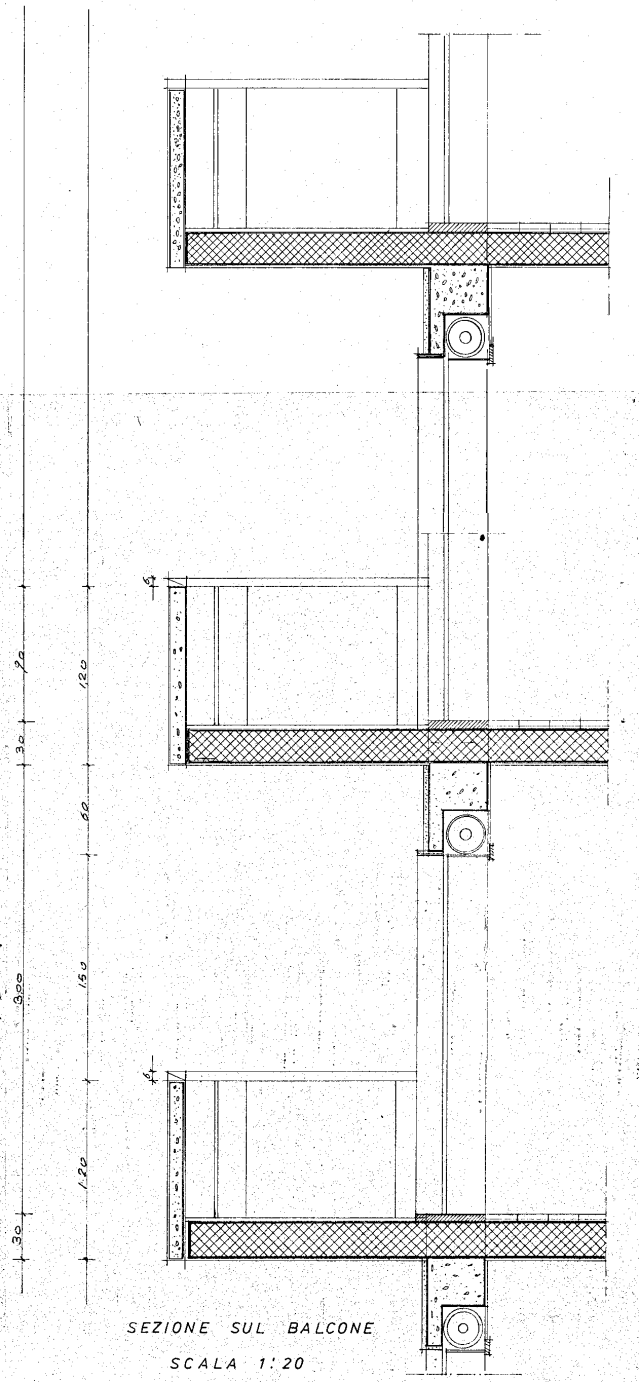
6
6
6
90
30
300
30
120
60
150
120
30

## SEZIONE SUL BALCONE

SCALA 1:20

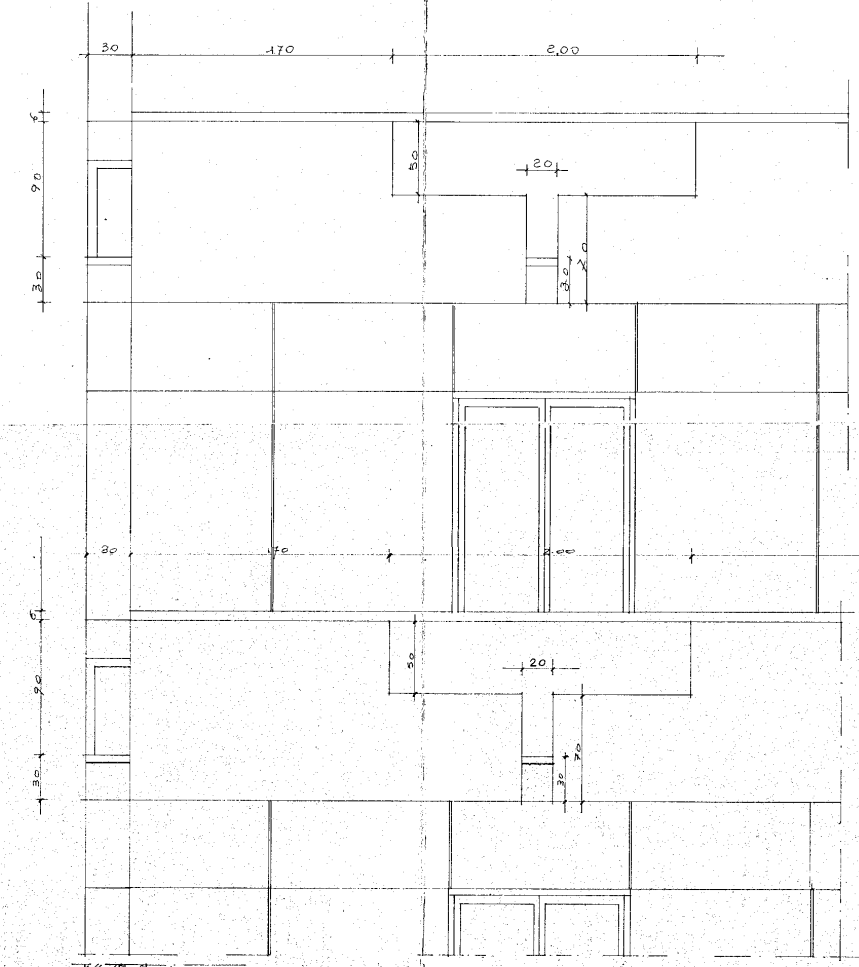
30
170
2,00
6
90
30
50
20
30
70
30
170
2,00
6
90
30
50
20
30
70

## FRONTE BALCONE

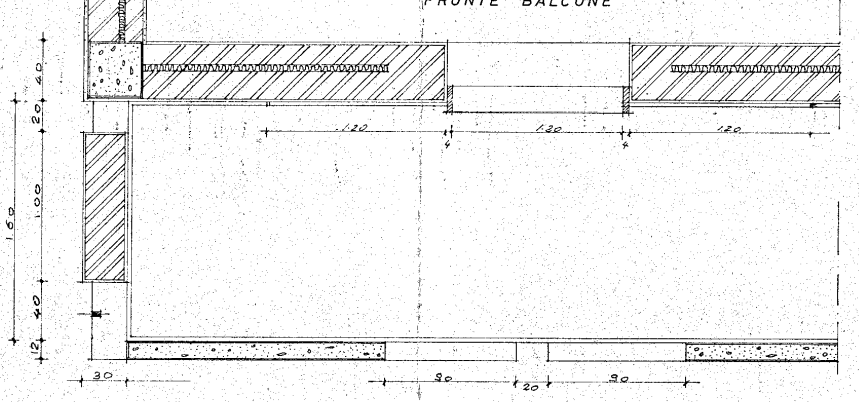
40
20
1.00
160
40
12
120
4
120
4
120
30
80
20
80

## PIANTA BALCONE

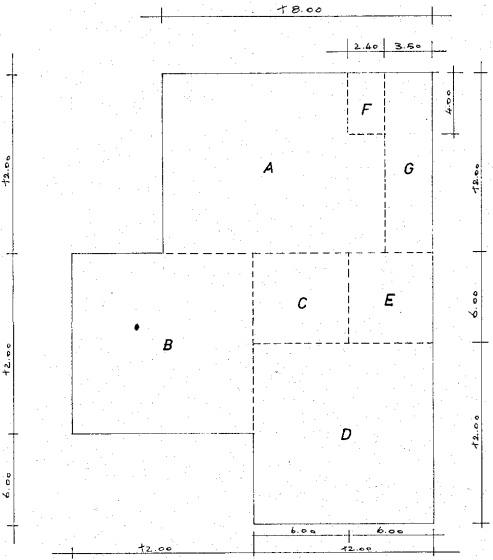
18.00
2.40
3.50
4.00
F
A
G
12.00
12.00
6.00
C
E
B
12.00
12.00
D
6.00
6.00
6.00
12.00
12.00

CALCOLO SUPERFICI COPERTE E VOLUMI

A = 12 x 18 = mq. 216
B = 12 x 12 = " 144
C = 6 x 6 = " 36
D = 12 x 12 = " 144
E = 6 x 6 = " 36
F = 2.4 x 4 = " 9.6
G = 3.5 x 6 = " 21

Volume piano terra: (A + B + C + D - E - F - G) x 5 = 473.40 x 5 = mc. 2367
(E + F + G) x 1.7 = 66.6 x 1.7 = " 113.22
Totale mc. 2480.22

Volume piani tipo: (A + B + C + D - E - F - G) x10 = 473.40 x10 = mc. 4730
Totale volume 7210,22 mc. < 7550

Posti auto richiesti: 7210.22/20 = 360.51 mq.
" " di progetto: mq. 462 > 360.51

Superficie aereazione naturale: mq. 31 > 1/15 superficie in pianta
" " con camini: mq. 0.65 > 0.14% " " "